



**The Steel Detailer**  
Unit 3 / 2-10 Kewdale Rd  
(cnr Kewdale & Orrong Rds in Bullivants complex)  
Welshpool, WA, 6106  
PO Box 1357, East Vic Park, WA, 6981  
Phone: (08) 9358 4200  
Fax: (08) 9358 4203  
A.B.N 88 108 818 417

4 April, 2016

# THE STEEL DETAILER 2015

## SolidWorks 2015

### INSTALLATION PROCEDURE

The Steel Detailer (TSD)

Date	Revision	Description
4/04/2015	C	MODIFIED TO SUIT NEW DEPLOYMENT



**The Steel Detailer**  
Unit 3 / 2-10 Kewdale Rd  
(cnr Kewdale & Orrong Rds in Bullivants complex)  
Welshpool, WA, 6106  
PO Box 1357, East Vic Park, WA, 6981  
Phone: (08) 9358 4200  
Fax: (08) 9358 4203  
A.B.N 88 108 818 417

## Installation options

1. 1 Desktop PC Installation
2. TSD Trial Library Installation

## 1. 1 Desktop PC Installation

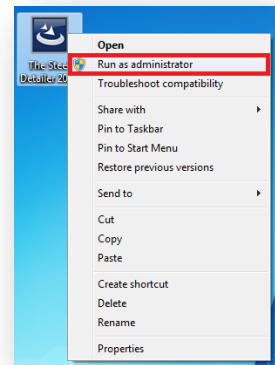
The Steel Detailer has a backend SQL Database to store Projects, Libraries and Project Data. This database is the key behind The Steel Detailer for sourcing the model data without having it loaded.

The Steel Detailer as a prerequisite will ask to install Microsoft SQL 2014 Express, which is a free product. This must be installed to place The Steel Detailers database. The following Steps will show you how to do this.

**Please turn off your Anti-Virus** software during the installation process to prevent any installation errors.

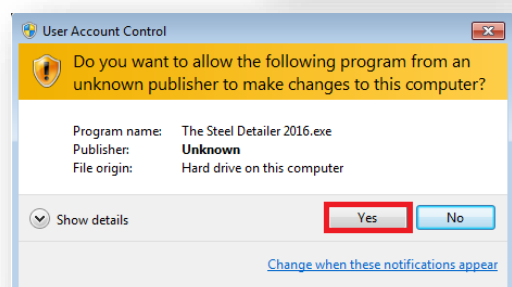
### STEP 1

Right mouse click the File after downloaded 'The Steel Detailer 2015.exe' and select Run as administrator.



### STEP 2

Click Yes

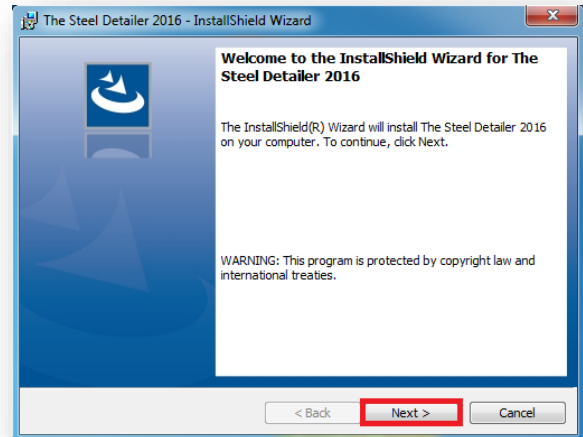




**The Steel Detailer**  
Unit 3 / 2-10 Kewdale Rd  
(cnr Kewdale & Orrong Rds in Bullivants complex)  
Welshpool, WA, 6106  
PO Box 1357, East Vic Park, WA, 6981  
Phone: (08) 9358 4200  
Fax: (08) 9358 4203  
A.B.N 88 108 818 417

### STEP 3

Select Next

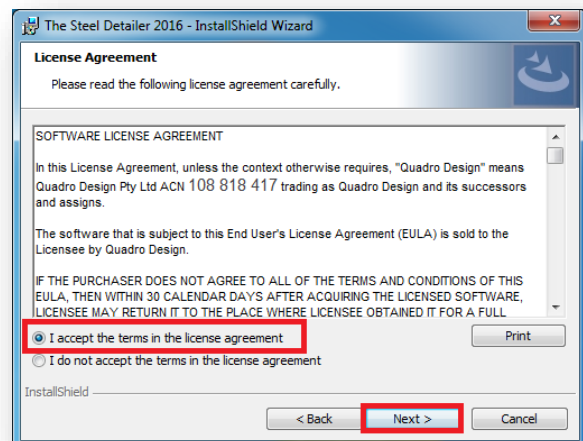


### STEP 4

Select

I accept the terms in the licence agreement

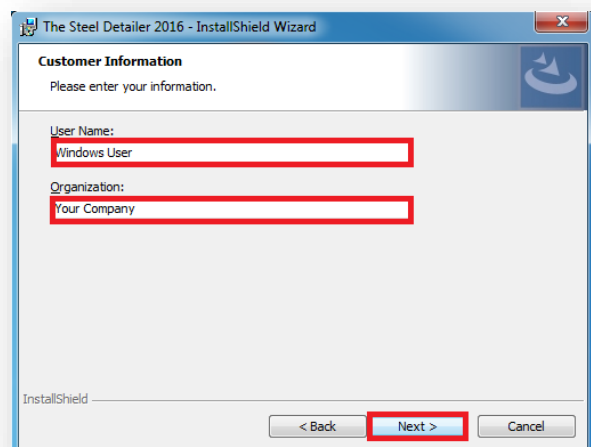
AND Select Next



### STEP 5

Enter User Name and Organization

AND Select Next

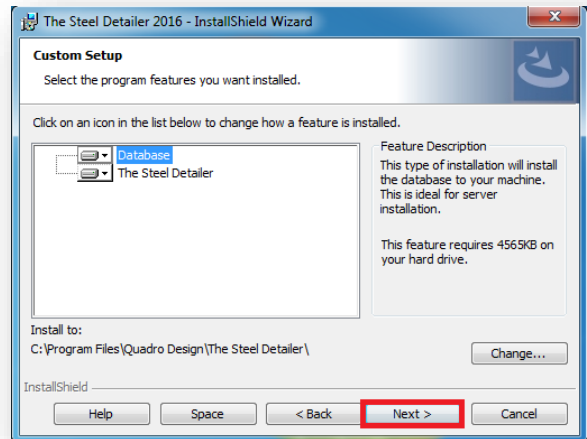




**The Steel Detailer**  
Unit 3 / 2-10 Kewdale Rd  
(cnr Kewdale & Orrong Rds in Bullivants complex)  
Welshpool, WA, 6106  
PO Box 1357, East Vic Park, WA, 6981  
Phone: (08) 9358 4200  
Fax: (08) 9358 4203  
A.B.N 88 108 818 417

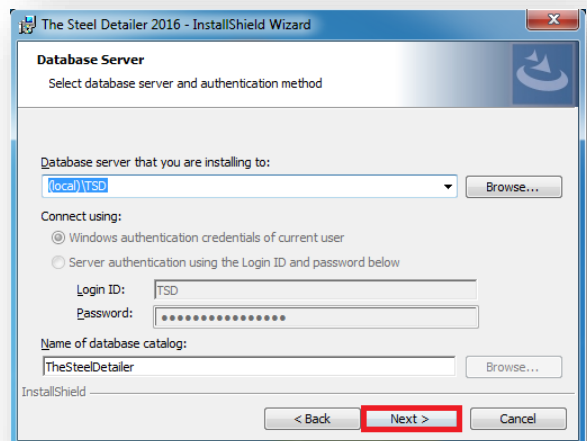
**STEP 6**

Select Next



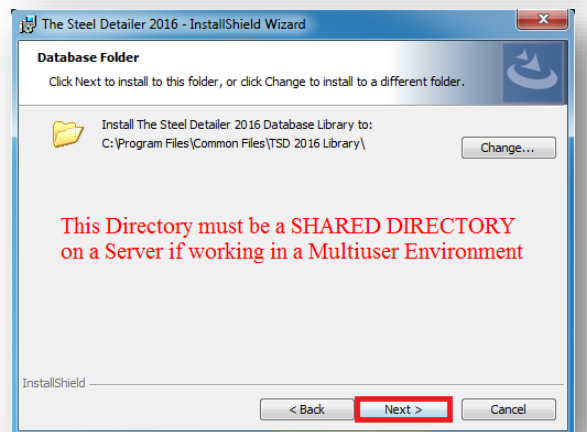
**STEP 7**

Select Next



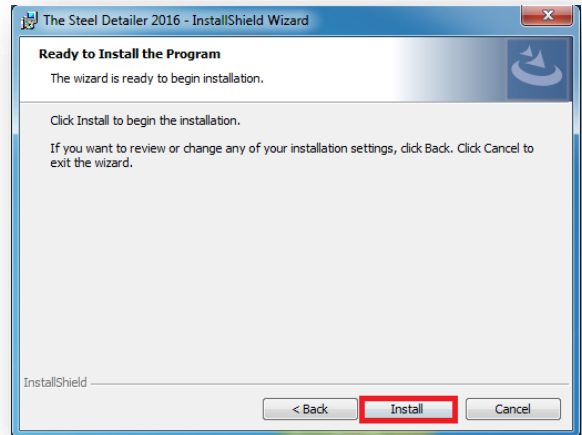
**STEP 8**

Select Next



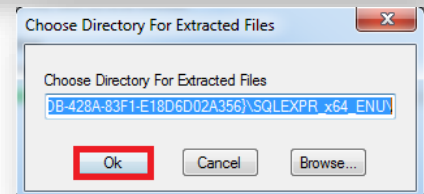
**STEP 9**

Select Install



**STEP 10**

Select OK

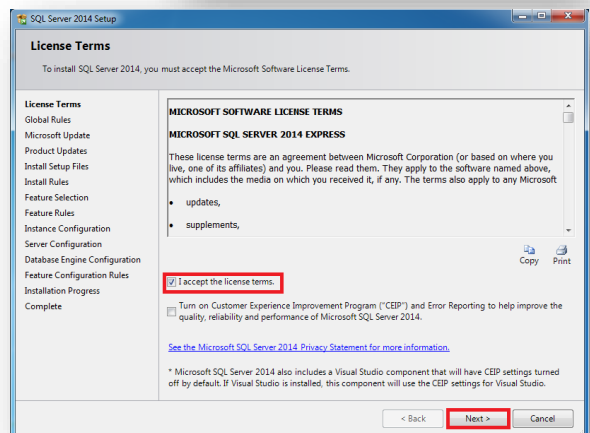


**STEP 11**

Select

I accept the licence terms

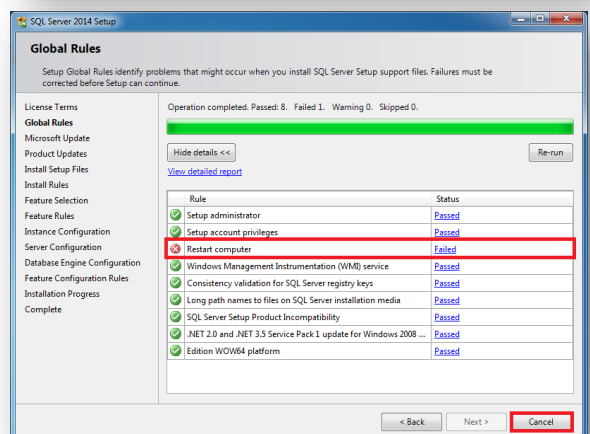
AND Select Next



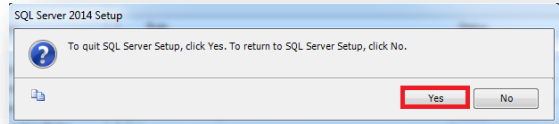
**STEP 12**

If a restart is required, Select Cancel

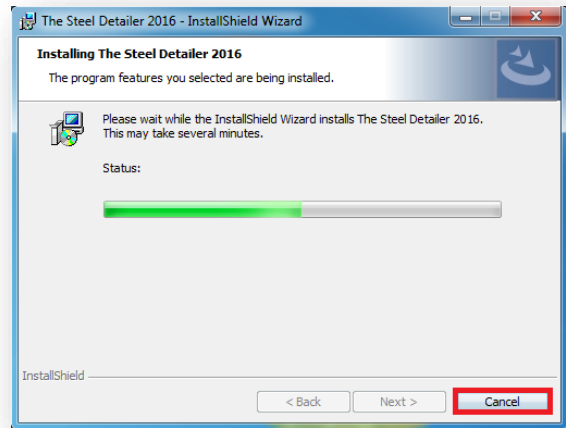
If everything has passed, Select Next and continue to **STEP 13**



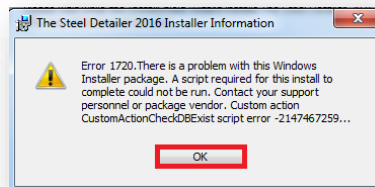
AND Select Yes



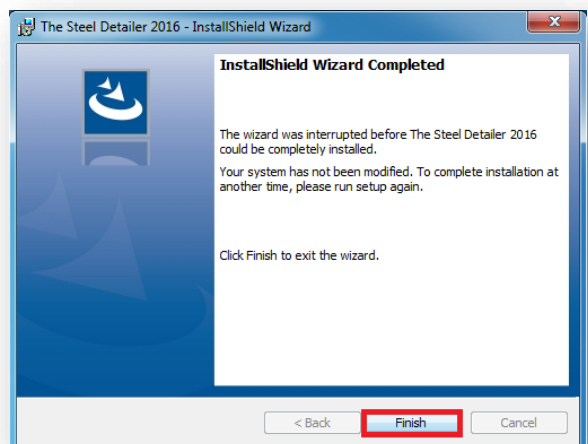
AND Select Cancel



AND Select OK



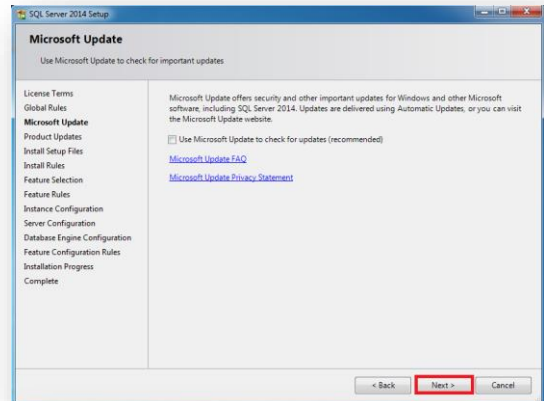
AND Select Finish



**Reboot your PC and restart the installation from STEP 1 thru to STEP 12. Windows needed to update some files used to install SQL Server.**

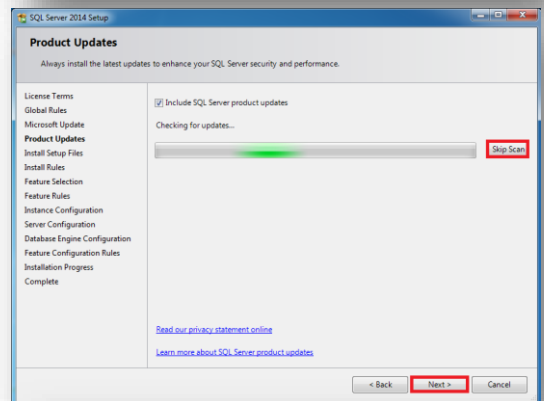
**STEP 13**

Select Next



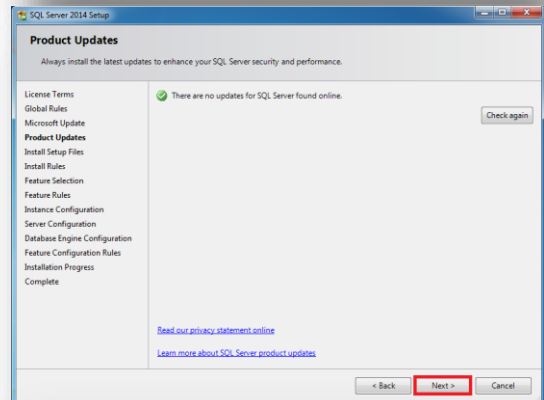
**STEP 14**

Select Next



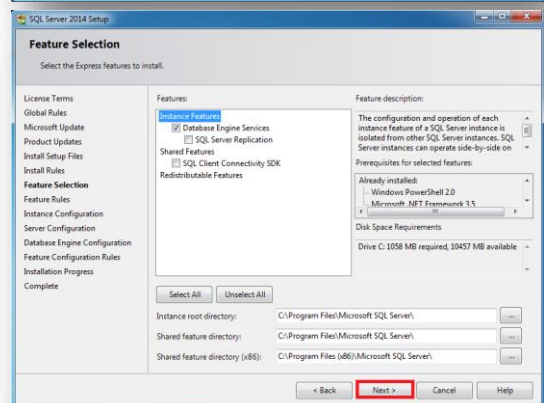
**STEP 15**

Select Next



**STEP 16**

Select Next





**STEP 17**

Select Next

**STEP 18**

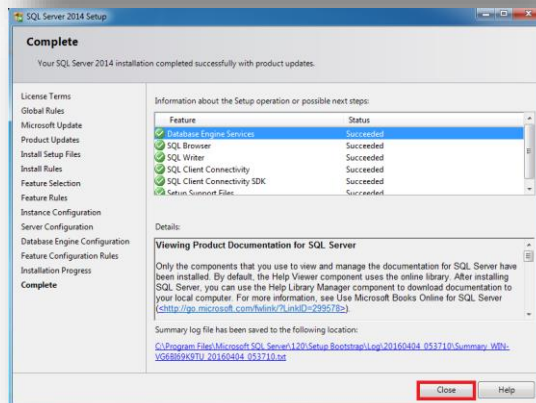
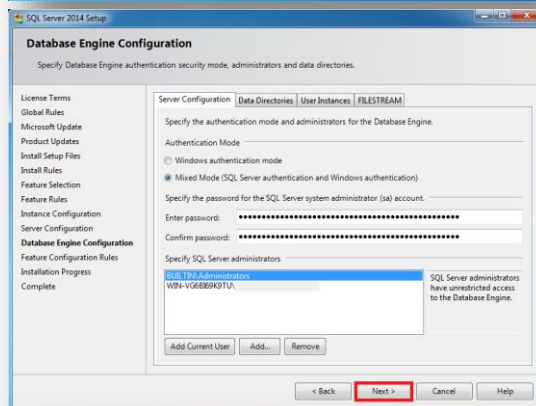
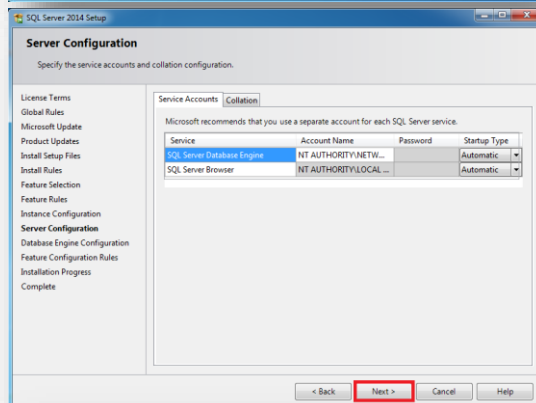
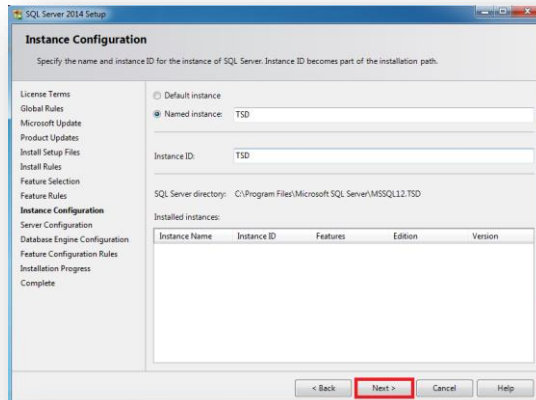
Select Next

**STEP 19**

Select Next

**STEP 20**

Select Close



**STEP 21**

Select I have read and agree to the terms....

AND Select Install.

**If this interface does not show up, the latest Adobe flash player is already installed. Skip through to STEP 23**

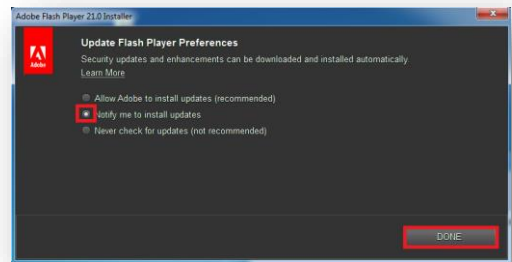


**STEP 22**

Select

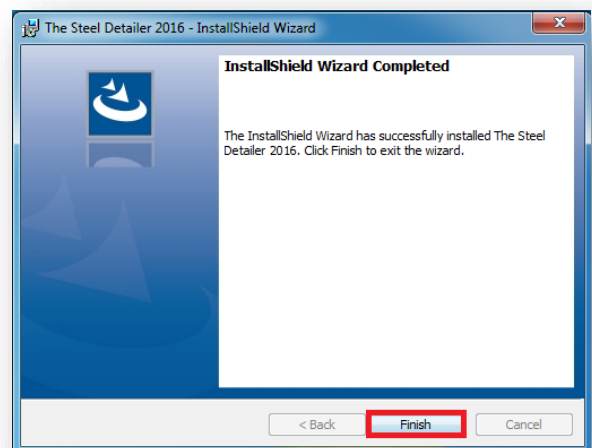
Notify me to Install Updates

AND Select Done



**STEP 23**

Select Finish



**STEP 25**

Open SOLIDWORKS 2015





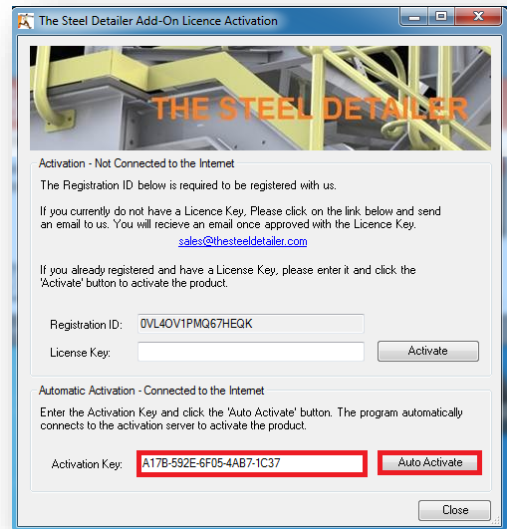
**The Steel Detailer**  
 Unit 3 / 2-10 Kewdale Rd  
 (cnr Kewdale & Orrong Rds in Bullivants complex)  
 Welshpool, WA, 6106  
 PO Box 1357, East Vic Park, WA, 6981  
 Phone: (08) 9358 4200  
 Fax: (08) 9358 4203  
 A.B.N 88 108 818 417

**STEP 26**

Place the Activation code into the Connected to the Internet Activation Key Box.

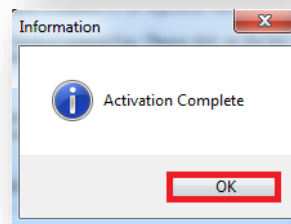
AND Select Auto Activate

30 Day Trial Activation Key  
**A17B-592E-6F05-4AB7-1C37**



**STEP 27**

Select OK



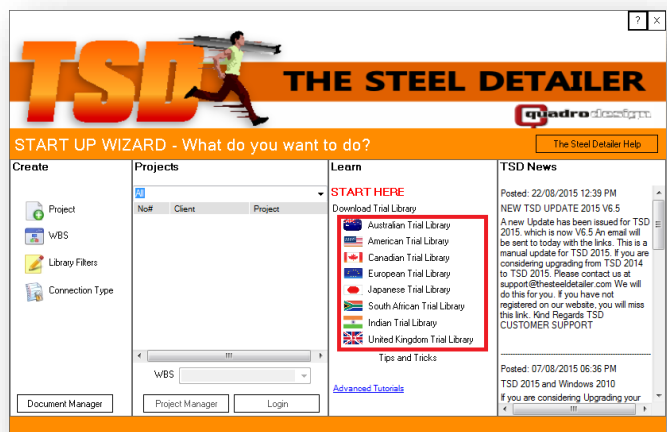
NOTE:

**If your activation fails...**

**Check with your IT Department. You may have a proxy server in place that will prevent you from accessing our online activation. You will be required to allow an exception through your firewall for [www.thesteeldetailer.com.au](http://www.thesteeldetailer.com.au). We do not supply support for this issue ! This has to be done by your IT Department!**

**STEP 28**

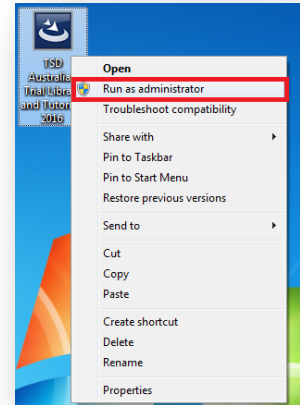
Select your countries standard to download a basic library for Trialling The Steel Detailer



## 2. TSD Trial Library Installation

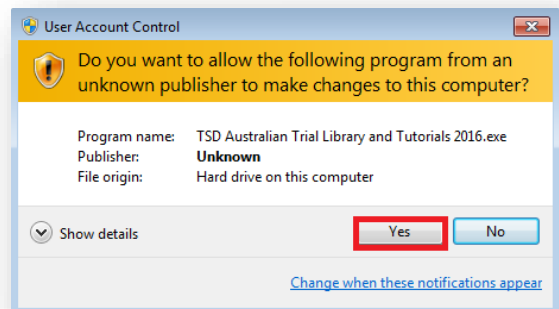
### STEP 1

Once the trial library is downloaded, Right mouse Click and Run as Administrator



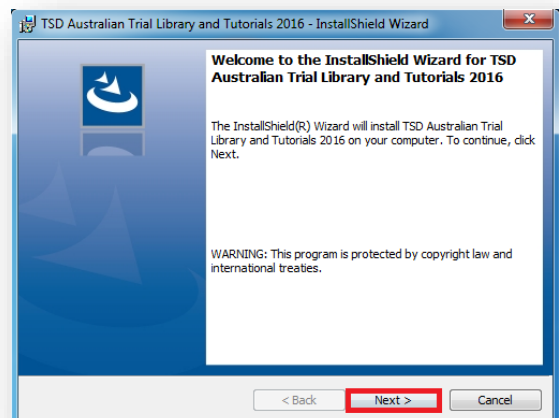
### STEP 2

Select Yes



### STEP 3

Select Next

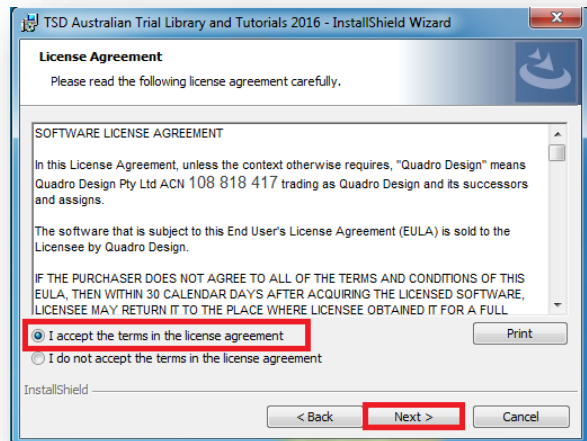


**STEP 4**

Select

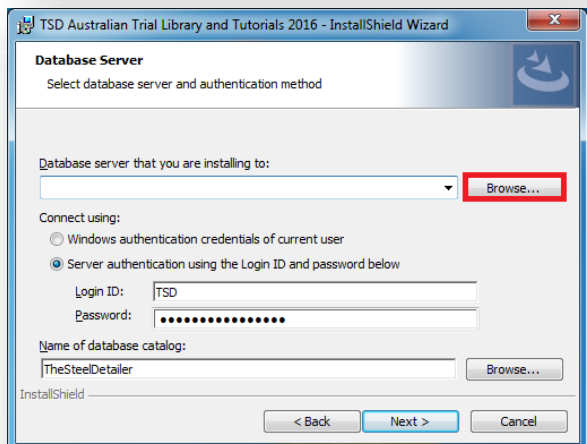
I Accept the terms in the licence agreement

AND Select Next



**STEP 5**

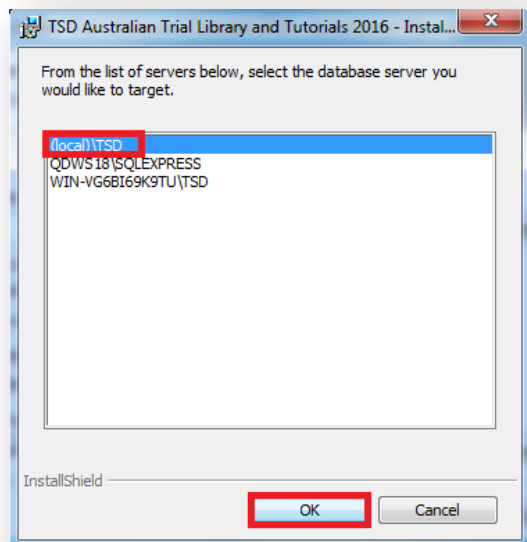
Select Browse...



**STEP 6**

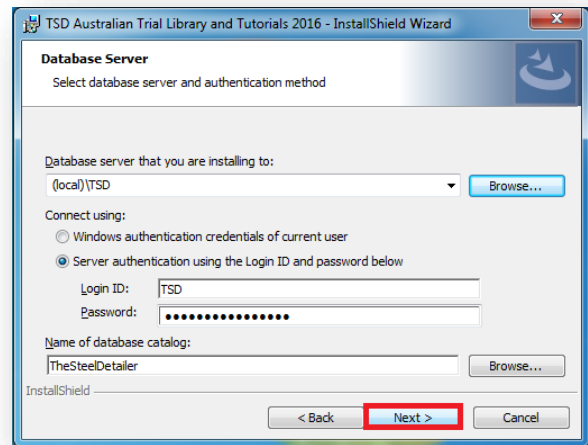
Select (local)\TSD.

If you do not have (local)\TSD.  
 Select the SQL Server Instance used in  
 The Steel Detailer Installation STEP 17



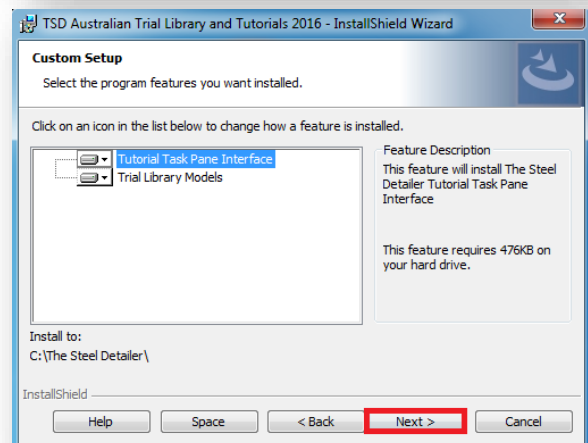
**STEP 7**

Select Next



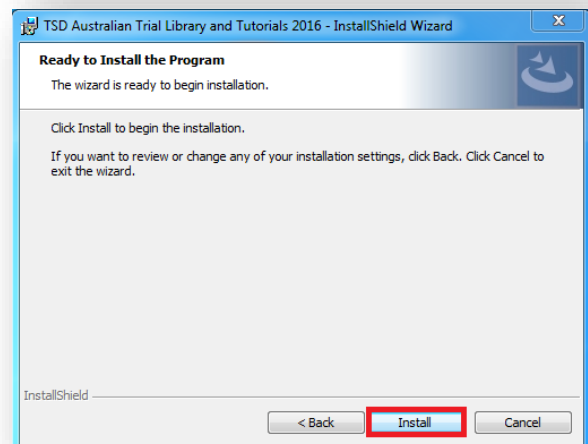
**STEP 8**

Select Next



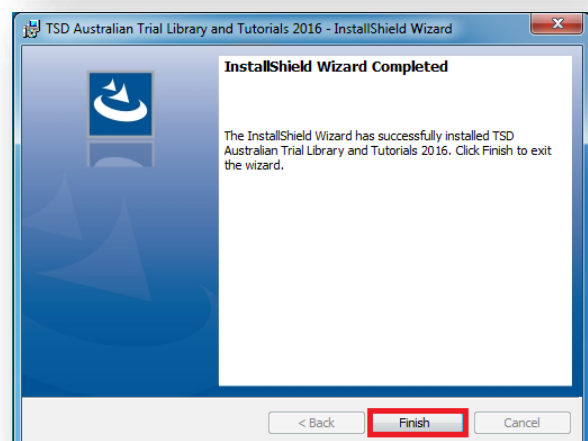
**STEP 9**

Select Install




**STEP 10**

Select Finish



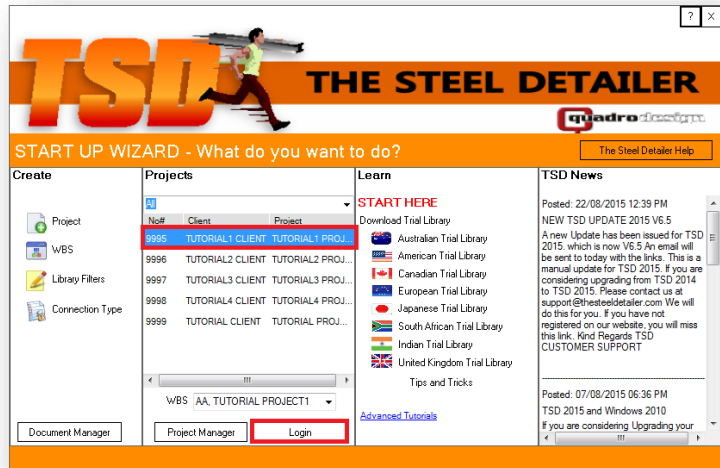
**STEP 11**

Start SOLIDWORKS 2015



**STEP 12**

Select Project 9995  
AND Select Login



**STEP 13**

Select the SOLIDWORKS Task Manager Page to the Right and expand it.

AND Select the TSD Tab Button.

START the TUTORIALS TO TRIAL TSD.

**THE TRIAL LIBRARY IS LIMITED COMPARED TO THE FULL LIBRARY.**

If you wish to purchase The Steel Detailer

please visit [sales@thesteeldetailer.com](mailto:sales@thesteeldetailer.com)

